



Comfiwave[®]

Compression to drift off in



What is *Comfiwave*[®]?

Comfiwave is a patented **compression garment**, designed to complement the treatment a patient receives during waking hours.

Comfiwave gives a therapeutic pressure of **15-21mmHg**.

Easy donning and doffing gives Comfiwave an innovative versatility, providing both night-time compression and a comfortable solution when resting in the daytime.

Introduction	4
Features and benefits	6
Below knee	10
Thigh high	12
Toe cap	14
Sleeve	16
Sleeve + Mitten.	18
Glove	20
Glove to Elbow	22
Glove to Axilla	24
Abdominal Band	26
Thigh + Hip.	26
Breast Band	28
Neck	30



For night time

Oedema related swelling doesn't stop overnight but traditional compression garments are not best suited to being worn in bed. Continue compression therapy overnight in supreme comfort with Comfiwave's soft and breathable fabric providing gentle compression while you sleep.



For any time

Comfiwave garments use proprietary 'low-resistance' yarns which allow them to be easily donned and doffed. Perfect for relaxing during the day.

The breathability of the fabric means that Comfiwave is suitable for use all year round, being cooler to wear than conventional hosiery.

Whole-garment knitting technology

Comfiwave lower limb garments utilise a stiffened and shaped ankle to prevent 'cutting in' of the anterior ankle

The lateral toe section has also been knitted to stretch more, which can prevent pressure sores on the outside of the toes



Comfiwave's wave patterning mimics the pressure differential massage effect that is ordinarily found in cut-foam, chip-bag style garments.

Comfiwave® features



Easy to don and doff

Patented, high-elastic knit makes Comfiwave easy to put on and take off



Made from a soft, undyed cotton

100% cotton against the skin and seamless design ensures maximum comfort



Breathable fabric

Comfiwave's wave patterning gives it high air permeability for coolness and stretch

Comfiwave[®] indications



Provides safe, night-time compression

Complements treatment a patient receives during waking hours



Can be used in palliative care



Can be worn under easywrap or bandaging



I love this garment. I have been wearing it overnight for the past week and it has made a massive difference!

- Lymphoedema patient

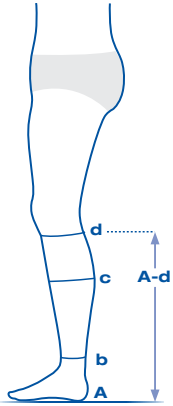
Really comfortable to wear at night. Unlike other products doesn't make my leg hot when temperature is high. Easy to put on and remove. Excellent product.

- Lymphoedema patient



Comfiwave® Below Knee

	SHORT	REGULAR	LONG
S	CW1-AD2S	CW1-AD2R	CW1-AD2L
M	CW1-AD3S	CW1-AD3R	CW1-AD3L
L	CW1-AD4S	CW1-AD4R	CW1-AD4L
XL	CW1-AD5S	CW1-AD5R	CW1-AD5L



Circumferences cm	S	M	L	XL
c MID CALF	25 - 32	30 - 38	36 - 46	44 - 56
b ANKLE	17 - 22	20 - 26	22 - 30	27 - 35

Lengths cm	SHORT	REGULAR	LONG
A-d FLOOR TO 2 FINGER WIDTHS BELOW POPLITEAL CREASE	32 - 37	37 - 42	42 - 48



b
Ankle



c
Mid Calf

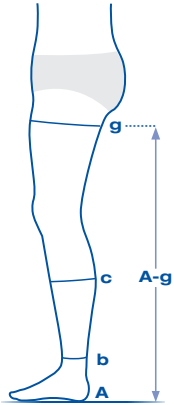


A-d
Floor to below knee



Comfiwave[®] Thigh High

	SHORT	REGULAR	LONG
S	CW1-AG2S	CW1-AG2R	CW1-AG2L
M	CW1-AG3S	CW1-AG3R	CW1-AG3L
L	CW1-AG4S	CW1-AG4R	CW1-AG4L
XL	CW1-AG5S	CW1-AG5R	CW1-AG5L
XXL	CW1-AG6S	CW1-AG6R	CW1-AG6L



Circumferences cm		S	M	L	XL	XXL
g	UPPER THIGH	40 - 48	46 - 56	54 - 65	62 - 75	72 - 92
c	MID CALF	25 - 32	30 - 38	36 - 46	44 - 56	52 - 64
b	ANKLE	17 - 22	20 - 26	22 - 30	27 - 35	27 - 35
Lengths cm		SHORT	REGULAR	LONG		
A-g	FLOOR TO UPPER THIGH	64 - 70	70 - 77	77 - 84		



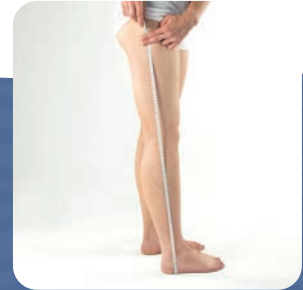
b
Ankle



c
Mid Calf



g
UpperThigh



A-g
Floor to upper thigh



Comfiwave® Toecap

REGULAR

M	CW1-ZA3	■ ■ ■
L	CW1-ZA4	■ ■ ■



Circumferences cm

a METATARSAL HEAD

M

20 - 27

L

26 - 34



a

Metatarsal head



Comfiwave® Sleeve

SHORT

REGULAR

S

CW1-CG2S



CW1-CG2R



M

CW1-CG3S



CW1-CG3R



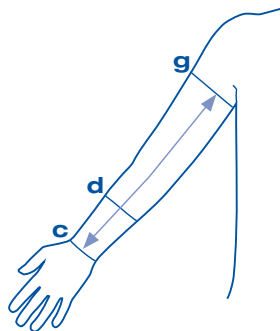
L

CW1-CG4S



CW1-CG4R





Circumferences cm

	S	M	L
g AXILLA	25 - 30	30 - 40	40 - 50
d MID-POINT OF FOREARM	23 - 26	26 - 30	30 - 38
c WRIST	13 - 18	18 - 22	22 - 28

Lengths cm

SHORT

REGULAR

c-g WRIST TO AXILLA

36 - 42

40 - 46



c
Wrist



d
Mid-point of
forearm



g
Axilla



c-g
Wrist to axilla



Comfiwave® Sleeve + Mitten

SHORT

REGULAR

S

CW1-AH2S



CW1-AH2R



M

CW1-AH3S



CW1-AH3R



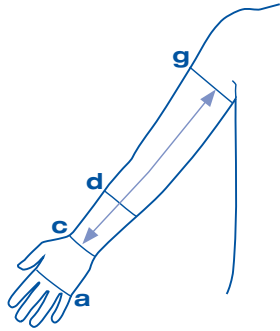
L

CW1-AH4S



CW1-AH4R





Circumferences cm		S	M	L
g	AXILLA	25 - 30	30 - 40	40 - 50
d	MID-POINT OF FOREARM	23 - 26	26 - 30	30 - 38
c	WRIST	13 - 18	18 - 22	22 - 28
a	PALM AT BASE OF FINGERS	16 - 22	18 - 24	20 - 26

Lengths cm		SHORT	REGULAR
c-g	WRIST TO AXILLA	36 - 42	40 - 46



a
Palm at base of fingers



c
Wrist



d
Mid-point of forearm



g
Axilla



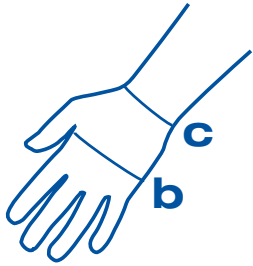
c-g
Wrist to axilla



Comfiwave® Glove

REGULAR

S	CW1-ZC2	■
M	CW1-ZC3	■
L	CW1-ZC4	■



Circumferences cm		S	M	L
b	LEVEL WITH THUMB WEB SPACE	17 - 22	20 - 25	23 - 28
c	WRIST	14 - 20	16 - 24	22 - 28



b
Level with thumb
web space



c
Wrist

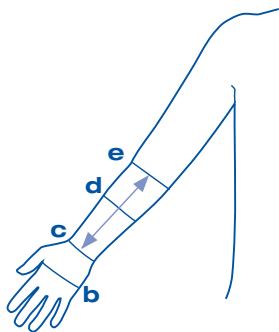


Comfiwave®

Glove to Elbow

REGULAR

S	CW1-ZE2	■
M	CW1-ZE3	■
L	CW1-ZE4	■



Circumferences cm

	S	M	L
b LEVEL WITH THUMB WEB SPACE	17 - 22	20 - 25	23 - 28
c WRIST	14 - 20	16 - 24	22 - 28
d MID - POINT OF FOREARM	23 - 28	26 - 32	30 - 38

Lengths cm

REGULAR

c-e WRIST TO ELBOW

20 - 24



b
Level with thumb
web space



c
Wrist



d
Mid-point of
forearm



c-e
Wrist to elbow



Comfiwave®

Glove to Axilla

SHORT

REGULAR

S

CW1-ZH2S



CW1-ZH2R



M

CW1-ZH3S



CW1-ZH3R



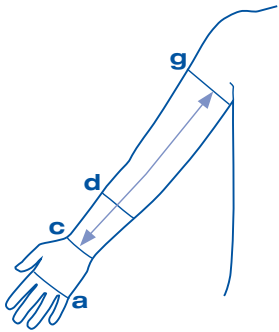
L

CW1-ZH4S



CW1-ZH4R





Circumferences cm		S	M	L
g	AXILLA	25 - 30	30 - 40	40 - 50
d	MID-POINT OF FOREARM	23 - 26	26 - 30	30 - 38
c	WRIST	13 - 18	18 - 22	22 - 28
a	PALM AT BASE OF FINGERS	16 - 22	18 - 24	20 - 26

Lengths cm		SHORT	REGULAR
c-g	WRIST TO AXILLA	36 - 42	40 - 46



a
Palm at base of fingers



c
Wrist



d
Mid-point of forearm



g
Axilla



c-g
Wrist to axilla



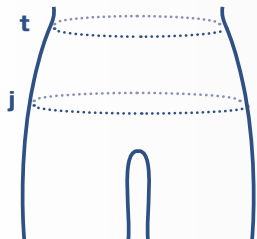
Comfiwave® Abdominal Band

M	CW1-HT3	■
L	CW1-HT4	■
XL	CW1-HT5	■

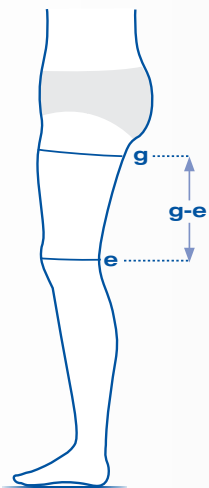


Comfiwave® Thigh + Hip

	SHORT	REGULAR
S	CW1-ET2S ■	CW1-ET2R ■
M	CW1-ET3S ■	CW1-ET3R ■
L	CW1-ET4S ■	CW1-ET4R ■
XL	CW1-ET5S ■	CW1-ET5R ■



Circumferences cm		M	L	XL
t	WAIST	60 - 75	70 - 85	90 - 120
J	HIPS	80 - 100	90 - 105	110 - 140



Circumferences cm		S	M	L	XL
g	UPPER THIGH	40 - 48	46 - 56	54 - 65	62 - 75
e	KNEE	27 - 35	33 - 39	41 - 50	48 - 60

SHORT

REGULAR

e-g KNEE TO UPPER THIGH

20 - 26

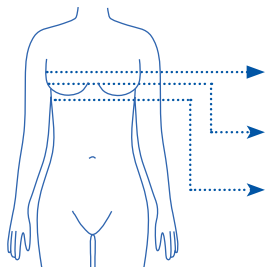
25 - 31





Comfiwave® Breast Band

	REGULAR	
S	CW1-TN2	■ ■ ■
M	CW1-TN3	■ ■ ■
L	CW1-TN4	■ ■ ■
XL	CW1-TN5	■ ■ ■



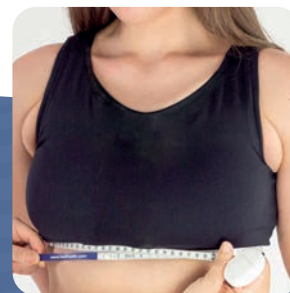
Circumferences cm	S	M	L	XL
ABOVE BREAST	70 - 88	80 - 102	90 - 116	100 - 130
OVER BREAST	70 - 92	80 - 108	90 - 126	100 - 144
BELOW BREAST	70 - 80	80 - 92	90 - 104	100 - 116



Above Breast



Over Breast



Under Breast



Comfiwave® Neck

SHORT

REGULAR

S

CW1-HN2S



CW1-HN2R



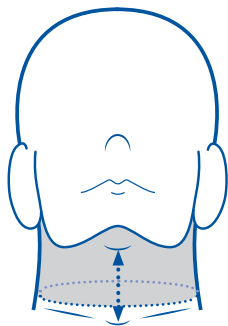
M

CW1-HN3S



CW1-HN3R





BASE OF NECK

S

32 - 38

M

37 - 43

SHORT

5-7

REGULAR

7-9

**BASE OF NECK
TO TOP OF NECK**



Base of Neck



Base of Neck
to Top of Neck

Comfiwave[®]

Haddenham Healthcare Ltd
Unit 6, 3-4 Anzed Court
Mulgrave VIC 3170
Australia



www.comfiwave.info



+61 3 9544 5515



sales@hadhealth.com.au